

CHILD WELFARE

DCFS received **51,908** reports of child abuse or neglect to its statewide, toll-free, 24/7 hotline **1-855-4LA-KIDS (1-855-452-5437)**.

3,280

families served in their homes

7,167

children served in foster care

365

youth* served in Extended Foster Care
**(ages 18-21)*

913

newly certified foster homes

2,166

children reunified with families

609

children adopted

419 human trafficking victims served and
299 suspected child and youth victims served

2,025

substance exposed newborn victims

FAMILY SUPPORT

Supplemental Nutrition Assistance Program

In FFY 2024, an average of **859,771** residents (19% of pop.) received **\$159 million** in SNAP benefits monthly.

DSNAP (Hurricane Francine)

59,254 individuals received **\$15.7 million** in DSNAP benefits in FFY 2024.

SUN Bucks (Summer EBT)

668,942 Louisiana children received approximately **\$80,273,040** in SUN Bucks benefits for summer 2024.

Child Support Enforcement

There were **226,251** cases monthly on average, and nearly **\$421 million** was collected in FFY 2024.

Disability Determination Services

Disability Determination Services adjudicated claims for **44,519** adults and **10,963** children in FFY 2024.

Kinship Care Subsidy Program

On average, **3,076** children received **\$1.4 million** in KCSP benefits monthly.

Employment & Training

51 partners were reimbursed nearly **\$13 million** in federal funds for employment & training services statewide.

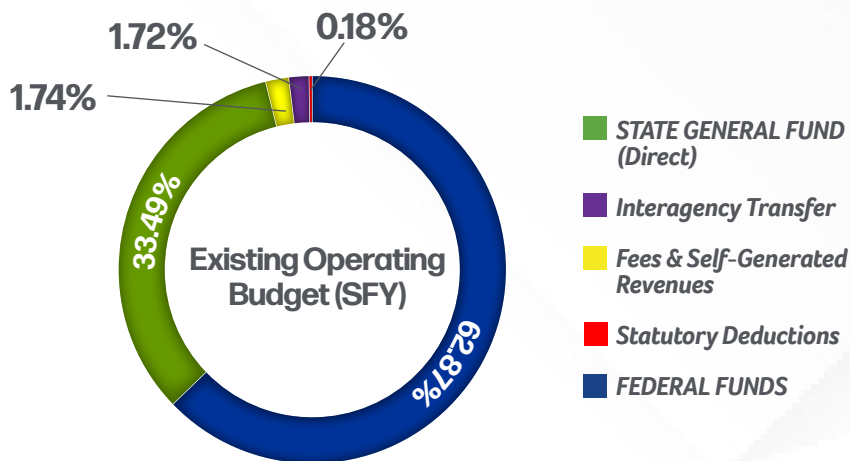
Family Independence Temporary Assistance Program

On average, **9,131** residents received **\$1.4 million** in FITAP benefits monthly.

→ DCFS Economic Impact

DCFS employs about **3,500** full-time staff around the state. In FFY 2024, **approximately 4,465** retailers accepted **\$1.9 billion** in SNAP benefits, contributing about **\$3 billion** to Louisiana's economy indirectly.

→ Existing Operating Budget (SFY)



Customer Support Impact

- **924** complaints resolved in FFY 2024
- **10,000** emails handled monthly by LaHelpU
- **1.35 million** Family Support calls answered

→ Administration of the SUN Bucks Program

In FFY 2024, DCFS administered the SUN Bucks program, distributing approximately **\$80,273,040** in nutritional assistance to **668,942** eligible school-aged children during the summer months. Each child received a **one-time \$120 benefit**, with benefits being issued in three phases. The first phase, issued on June 19, provided benefits to **321,371** children in households receiving SNAP. The second phase, issued during July and August, covered **337,637** children whose households participated in Medicaid, FITAP, KCSP, or NSLP/SBP. The final phase, launched in September, issued benefits to **9,934** children through an application process for additional eligible households. Benefits were delivered via EBT cards with a **122-day** usage period. Prior to issuance, DCFS emphasized the importance of updating mailing addresses to ensure timely delivery of EBT cards.

→ Optimizing Emergency Preparedness Efforts

Louisiana experienced a quiet year in terms of major emergencies in 2025. Despite this, the Emergency Preparedness (EP) team continued their efforts in disaster preparedness activities and training.

Notably, over **2,000 DCFS staff members** underwent training for ESF-6, and the team responded to nine emergency events, including severe weather occurrences, such as freezing rain/ice and Hurricane Francine, collectively logging nearly **90,000 hours** of emergency response time.

→ Enhancing Digital Engagement

In FFY 2024, DCFS experienced significant growth in its social media presence on Facebook, Instagram, X and LinkedIn. The agency gained **7,586** new followers across its platforms, representing a **217%** increase compared to the previous fiscal year. Engagement levels also rose considerably, with approximately **6.9 million** impressions and views—a **61.7%** increase from FFY 2023. This growth underscores the agency's successful outreach and public engagement efforts.

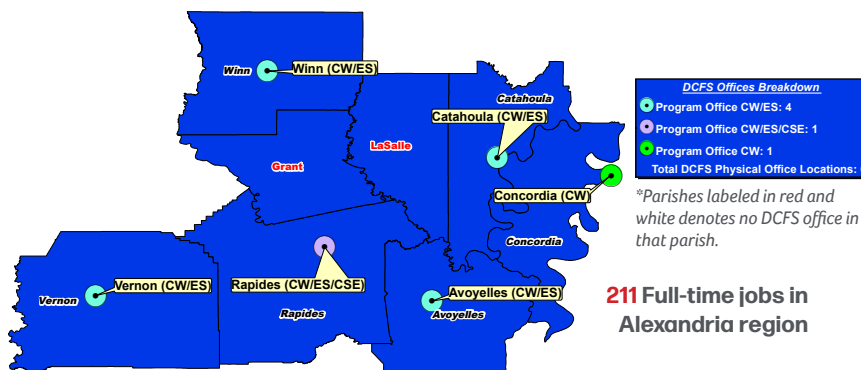
ALEXANDRIA REGIONAL DATA

Avoyelles, Catahoula, Concordia, Grant, LaSalle, Rapides, Vernon and Winn parishes



Child Welfare	
Reports of Suspected Abuse/Neglect (FFY Total)	4,092
Child Protection Investigations (FFY Total)	1,862
Families Served in FS (FFY Total)	260
Children Served in FC (FFY Monthly Average)	620
Children Served in FC (FFY Total)	930
Youth Served in EFC (FFY Total)	26
Children Reunited with Family (FFY Total)	252
Children Adopted (FFY Total, as announced)	60
Newly Certified Foster Homes (FFY Total)	150
Substance Exposed Newborn Investigations (FFY Total)	151
Substance Exposed Newborn Victims (FFY Total)	158
Human Trafficking Children and Youth Victims Served (Includes EFC 18-21)	31
Suspected Human Trafficking Children and Youth Victims Served (Includes EFC 18-21)	42
Family Support	
Child Support Enforcement (CSE)	
CSE Cases (FFY Monthly Average)	13,714
CSE Collections (FFY Total)	\$28,780,491
Family Independence Temporary Assistance Program (FITAP)	
FITAP Recipients (FFY Monthly Average)	395
FITAP Benefits (FFY Monthly Average)	\$76,207
FITAP Benefits (FFY Total)	\$914,487
Kinship Care Subsidy Program (KCSP)	
KCSP Recipients (FFY Monthly Average)	250
KCSP Benefits (FFY Monthly Average)	\$114,379
KCSP Benefits (FFY Total)	\$1,372,545
Supplemental Nutrition Assistance Program (SNAP)	
SNAP Recipients (FFY Monthly Average)	59,176
SNAP Benefits (FFY Monthly Average)	\$10,839,523
SNAP Benefits (FFY Total)	\$130,074,274
SNAP Applications Processed FFY 2024	28,453
Population Percentage Receiving SNAP in FFY 2024	18.5%
SNAP Economic Impact FFY 2024	\$200,314,382
SUN Bucks Issued in FFY 2024 (Total)	\$5,619,960

Louisiana
Department of
Children and
Family Services
Economic Stability,
Child Welfare,
Child Support
Enforcement and
DDS Offices
Alexandria Region 7



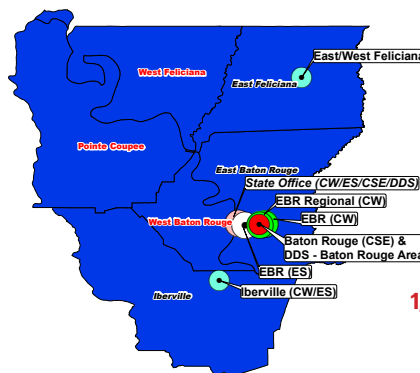
BATON ROUGE REGIONAL DATA



E. Baton Rouge, E. Feliciana, Iberville, Pointe Coupee, W. Baton Rouge and W. Feliciana parishes

Child Welfare	
Reports of Suspected Abuse/Neglect (FFY Total)	6,562
Child Protection Investigations (FFY Total)	2,656
Families Served in FS (FFY Total)	444
Children Served in FC (FFY Monthly Average)	508
Children Served in FC (FFY Total)	875
Youth Served in EFC (FFY Total)	58
Children Reunited with Family (FFY Total)	296
Children Adopted (FFY Total, as announced)	53
Newly Certified Foster Homes (FFY Total)	94
Substance Exposed Newborn Investigations (FFY Total)	437
Substance Exposed Newborn Victims (FFY Total)	439
Human Trafficking Children and Youth Victims Served (Includes EFC 18-21)	59
Suspected Human Trafficking Children and Youth Victims Served (Includes EFC 18-21)	61
Family Support	
Child Support Enforcement (CSE)	
CSE Cases (FFY Monthly Average)	22,234
CSE Collections (FFY Total)	\$44,306,883
Family Independence Temporary Assistance Program (FITAP)	
FITAP Recipients (FFY Monthly Average)	1,230
FITAP Benefits (FFY Monthly Average)	\$144,830
FITAP Benefits (FFY Total)	\$1,737,962
Kinship Care Subsidy Program (KCSP)	
KCSP Recipients (FFY Monthly Average)	316
KCSP Benefits (FFY Monthly Average)	\$124,055
KCSP Benefits (FFY Total)	\$1,488,660
Supplemental Nutrition Assistance Program (SNAP)	
SNAP Recipients (FFY Monthly Average)	98,821
SNAP Benefits (FFY Monthly Average)	\$18,939,217
SNAP Benefits (FFY Total)	\$227,270,606
SNAP Applications Processed FFY 2024	59,016
Population percentage receiving SNAP in FFY 2024	18.8%
SNAP Economic Impact FFY 2024	\$349,996,733
SUN Bucks Issued in FFY 2024 (Total)	\$8,992,560

Louisiana Department of Children and Family Services Economic Stability, Child Welfare, Child Support Enforcement and DDS Offices
Baton Rouge Region 2



DCFS Offices Breakdown	
Program Office CW:	2
Program Office CWES:	2
Program Office ES:	1
Program Office CSE/DDS:	1
Program Office CWES/CSE/DDS:	1
Total DCFS Physical Office Locations:	7

*Parishes labeled in red and white denotes no DCFS office in that parish.

1,265 Full-time jobs in Baton Rouge region

MARCH 2025

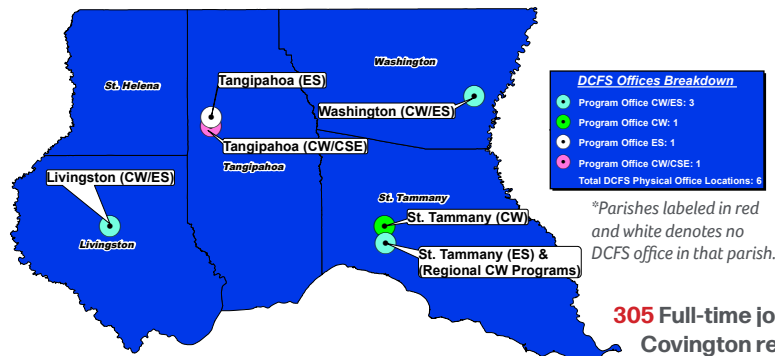
COVINGTON REGIONAL DATA

Livingston, St. Helena, St. Tammany, Tangipahoa and Washington parishes



Child Welfare	
Reports of Suspected Abuse/Neglect (FFY Total)	7,162
Child Protection Investigations (FFY Total)	2,900
Families Served in FS (FFY Total)	565
Children Served in FC (FFY Monthly Average)	574
Children Served in FC (FFY Total)	965
Youth Served in EFC (FFY Total)	89
Children Reunited with Family (FFY Total)	271
Children Adopted (FFY Total, as announced)	97
Newly Certified Foster Homes (FFY Total)	130
Substance Exposed Newborn Investigations (FFY Total)	301
Substance Exposed Newborn Victims (FFY Total)	306
Human Trafficking Children and Youth Victims Served (Includes EFC 18-21)	53
Suspected Human Trafficking Children and Youth Victims Served (Includes EFC 18-21)	49
Family Support	
Child Support Enforcement (CSE)	
CSE Cases (FFY Monthly Average)	18,259
CSE Collections (FFY Total)	\$43,007,001
Family Independence Temporary Assistance Program (FITAP)	
FITAP Recipients (FFY Monthly Average)	836
FITAP Benefits (FFY Monthly Average)	\$114,447
FITAP Benefits (FFY Total)	\$1,373,362
Kinship Care Subsidy Program (KCSP)	
KCSP Recipients (FFY Monthly Average)	376
KCSP Benefits (FFY Monthly Average)	\$152,984
KCSP Benefits (FFY Total)	\$1,835,805
Supplemental Nutrition Assistance Program (SNAP)	
SNAP Recipients (FFY Monthly Average)	92,735
SNAP Benefits (FFY Monthly Average)	\$17,547,246
SNAP Benefits (FFY Total)	\$210,566,951
SNAP Applications Processed FFY 2024	47,554
Population percentage receiving SNAP in FFY 2024	17.4%
SNAP Economic Impact FFY 2024	\$324,273,105
SUN Bucks Issued in FFY 2024 (Total)	\$10,064,760

Louisiana Department of Children and Family Services Economic Stability, Child Welfare, Child Support Enforcement and DDS Offices Covington Region 3



305 Full-time jobs in Covington region

MARCH 2025

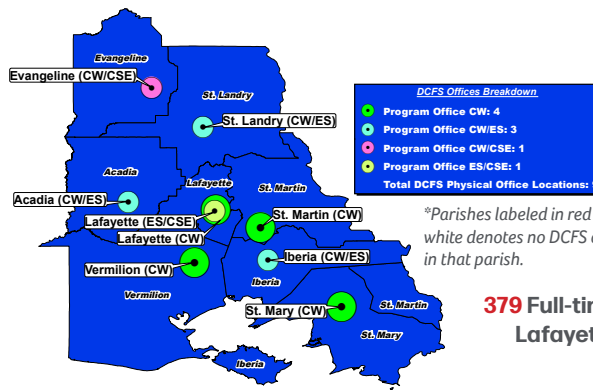
LAFAYETTE REGIONAL DATA

Acadia, Evangeline, Iberia, Lafayette, St. Landry, St. Martin, St. Mary and Vermilion parishes



Child Welfare	
Reports of Suspected Abuse/Neglect (FFY Total)	6,972
Child Protection Investigations (FFY Total)	2,746
Families Served in FS (FFY Total)	432
Children Served in FC (FFY Monthly Average)	646
Children Served in FC (FFY Total)	1,045
Youth Served in EFC (FFY Total)	36
Children Reunited with Family (FFY Total)	281
Children Adopted (FFY Total, as announced)	117
Newly Certified Foster Homes (FFY Total)	170
Substance Exposed Newborn Investigations (FFY Total)	328
Substance Exposed Newborn Victims (FFY Total)	331
Human Trafficking Children and Youth Victims Served (Includes EFC 18-21)	30
Suspected Human Trafficking Children and Youth Victims Served (Includes EFC 18-21)	64
Family Support	
Child Support Enforcement (CSE)	
CSE Cases (FFY Monthly Average)	31,449
CSE Collections (FFY Total)	\$68,175,127
Family Independence Temporary Assistance Program (FITAP)	
FITAP Recipients (FFY Monthly Average)	1,602
FITAP Benefits (FFY Monthly Average)	\$205,172
FITAP Benefits (FFY Total)	\$2,462,066
Kinship Care Subsidy Program (KCSP)	
KCSP Recipients (FFY Monthly Average)	530
KCSP Benefits (FFY Monthly Average)	\$209,751
KCSP Benefits (FFY Total)	\$2,517,015
Supplemental Nutrition Assistance Program (SNAP)	
SNAP Recipients (FFY Monthly Average)	137,569
SNAP Benefits (FFY Monthly Average)	\$25,542,679
SNAP Benefits (FFY Total)	\$306,512,149
SNAP Applications Processed FFY 2024	62,685
Population percentage receiving SNAP in FFY 2024	23.6%
SNAP Economic Impact FFY 2024	\$472,028,709
SUN Bucks Issued in FFY 2024 (Total)	\$11,957,040

Louisiana Department of Children and Family Services Economic Stability, Child Welfare, Child Support Enforcement and DDS Offices Lafayette Region 5



*Parishes labeled in red and white denotes no DCFS office in that parish.

379 Full-time jobs in Lafayette region

MARCH 2025

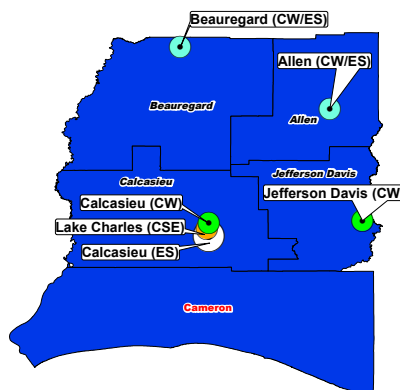
LAKE CHARLES REGIONAL DATA

Allen, Beauregard, Calcasieu, Cameron and Jefferson Davis parishes



Child Welfare	
Reports of Suspected Abuse/Neglect (FFY Total)	3,362
Child Protection Investigations (FFY Total)	1,614
Families Served in FS (FFY Total)	192
Children Served in FC (FFY Monthly Average)	271
Children Served in FC (FFY Total)	411
Youth Served in EFC (FFY Total)	29
Children Reunited with Family (FFY Total)	86
Children Adopted (FFY Total, as announced)	61
Newly Certified Foster Homes (FFY Total)	69
Substance Exposed Newborn Investigations (FFY Total)	100
Substance Exposed Newborn Victims (FFY Total)	103
Human Trafficking Children and Youth Victims Served (Includes EFC 18-21)	21
Suspected Human Trafficking Children and Youth Victims Served (Includes EFC 18-21)	32
Family Support	
Child Support Enforcement (CSE)	
CSE Cases (FFY Monthly Average)	10,187
CSE Collections (FFY Total)	\$22,717,593
Family Independence Temporary Assistance Program (FITAP)	
FITAP Recipients (FFY Monthly Average)	466
FITAP Benefits (FFY Monthly Average)	\$95,202
FITAP Benefits (FFY Total)	\$1,142,418
Kinship Care Subsidy Program (KCSP)	
KCSP Recipients (FFY Monthly Average)	251
KCSP Benefits (FFY Monthly Average)	\$131,740
KCSP Benefits (FFY Total)	\$1,580,880
Supplemental Nutrition Assistance Program (SNAP)	
SNAP Recipients (FFY Monthly Average)	49,731
SNAP Benefits (FFY Monthly Average)	\$9,115,435
SNAP Benefits (FFY Total)	\$109,385,215
SNAP Applications Processed FFY 2024	27,164
Population percentage receiving SNAP in FFY 2024	171%
SNAP Economic Impact FFY 2024	\$168,453,231
SUN Bucks Issued in FFY 2024 (Total)	\$5,025,360

Louisiana Department of Children and Family Services Economic Stability, Child Welfare, Child Support Enforcement and DDS Offices
Lake Charles Region 6



DCFS Offices Breakdown	
Program Office CW:	2
Program Office CW/ES:	2
Program Office ES:	1
Program Office CSE:	1
Total DCFS Physical Office Locations: 6	

*Parishes labeled in red and white denotes no DCFS office in that parish.

170 Full-time jobs in Lake Charles region

MARCH 2025

MONROE REGIONAL DATA



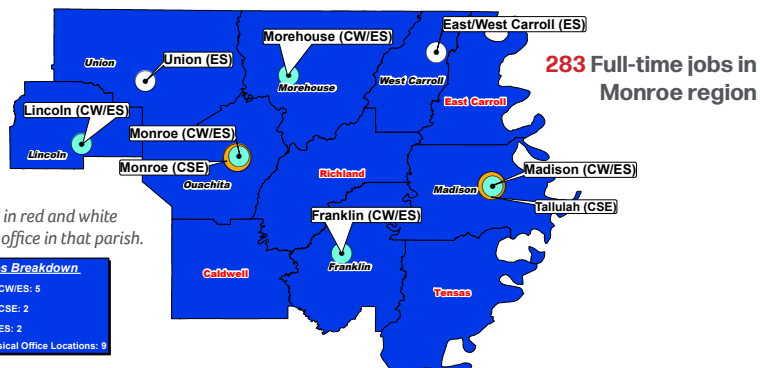
Caldwell, East Carroll, Franklin, Lincoln, Madison, Morehouse, Ouachita, Richland, Tensas, Union and West Carroll parishes (Jackson and Bienville parishes' Economic Stability data also counted within this region)

Child Welfare	
Reports of Suspected Abuse/Neglect (FFY Total)	3,800
Child Protection Investigations (FFY Total)	1,720
Families Served in FS (FFY Total)	275
Children Served in FC (FFY Monthly Average)	452
Children Served in FC (FFY Total)	680
Youth Served in EFC (FFY Total)	32
Children Reunited with Family (FFY Total)	171
Children Adopted (FFY Total, as announced)	54
Newly Certified Foster Homes (FFY Total)	65
Substance Exposed Newborn Investigations (FFY Total)	177
Substance Exposed Newborn Victims (FFY Total)	182
Human Trafficking Children and Youth Victims Served (Includes EFC 18-21)	34
Suspected Human Trafficking Children and Youth Victims Served (Includes EFC 18-21)	17
Family Support	
Child Support Enforcement (CSE)	
CSE Cases (FFY Monthly Average)	18,767
CSE Collections (FFY Total)	\$33,981,529
Family Independence Temporary Assistance Program (FITAP)	
FITAP Recipients (FFY Monthly Average)	1,188
FITAP Benefits (FFY Monthly Average)	\$192,759
FITAP Benefits (FFY Total)	\$2,313,107
Kinship Care Subsidy Program (KCSP)	
KCSP Recipients (FFY Monthly Average)	320
KCSP Benefits (FFY Monthly Average)	\$168,396
KCSP Benefits (FFY Total)	\$2,020,755
Supplemental Nutrition Assistance Program (SNAP)	
SNAP Recipients (FFY Monthly Average)	82,730
SNAP Benefits (FFY Monthly Average)	\$15,304,007
SNAP Benefits (FFY Total)	\$183,648,083
SNAP Applications Processed FFY 2024	41,905
Population percentage receiving SNAP in FFY 2024	22.1%
SNAP Economic Impact FFY 2024	\$282,818,048
SUN Bucks Issued in FFY 2024 (Total)	\$6,699,960

Louisiana Department of Children and Family Services Economic Stability, Child Welfare, Child Support Enforcement and DDS Offices
Monroe Region 9

*Parishes labeled in red and white denotes no DCFS office in that parish.

DCFS Offices Breakdown	
Program Office CW/ES:	5
Program Office CSE:	2
Program Office ES:	2
Total DCFS Physical Office Locations:	9



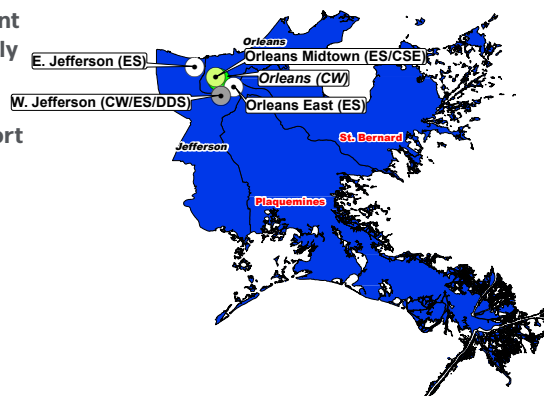
ORLEANS REGIONAL DATA

Jefferson, Orleans, Plaquemines and St. Bernard parishes



Child Welfare	
Reports of Suspected Abuse/Neglect (FFY Total)	9,696
Child Protection Investigations (FFY Total)	4,008
Families Served in FS (FFY Total)	500
Children Served in FC (FFY Monthly Average)	310
Children Served in FC (FFY Total)	624
Youth Served in EFC (FFY Total)	48
Children Reunited with Family (FFY Total)	279
Children Adopted (FFY Total, as announced)	41
Newly Certified Foster Homes (FFY Total)	82
Substance Exposed Newborn Investigations (FFY Total)	217
Substance Exposed Newborn Victims (FFY Total)	220
Human Trafficking Children and Youth Victims Served (Includes EFC 18-21)	31
Suspected Human Trafficking Children and Youth Victims Served (Includes EFC 18-21)	83
Family Support	
Child Support Enforcement (CSE)	
CSE Cases (FFY Monthly Average)	34,030
CSE Collections (FFY Total)	\$62,510,066
Family Independence Temporary Assistance Program (FITAP)	
FITAP Recipients (FFY Monthly Average)	1,521
FITAP Benefits (FFY Monthly Average)	\$206,794
FITAP Benefits (FFY Total)	\$2,481,533
Kinship Care Subsidy Program (KCSP)	
KCSP Recipients (FFY Monthly Average)	394
KCSP Benefits (FFY Monthly Average)	\$161,338
KCSP Benefits (FFY Total)	\$1,936,050
Supplemental Nutrition Assistance Program (SNAP)	
SNAP Recipients (FFY Monthly Average)	154,847
SNAP Benefits (FFY Monthly Average)	\$29,883,432
SNAP Benefits (FFY Total)	\$358,601,186
SNAP Applications Processed FFY 2024	86,435
Population percentage receiving SNAP in FFY 2024	18.0%
SNAP Economic Impact FFY 2024	\$552,245,826
SUN Bucks Issued in FFY 2024 (Total)	\$14,433,960

Louisiana Department of Children and Family Services Economic Stability, Child Welfare, Child Support Enforcement and DDS Offices
Orleans Region 1



DCFS Offices Breakdown	
Program Office ES:	2
Program Office CW:	1
Program Office ES/CSE:	1
Program Office CW/ES/DDS:	1
Total DCFS Physical Office Locations: 5	

*Parishes labeled in red and white denotes no DCFS office in that parish.

388 Full-time jobs in Orleans region

MARCH 2025

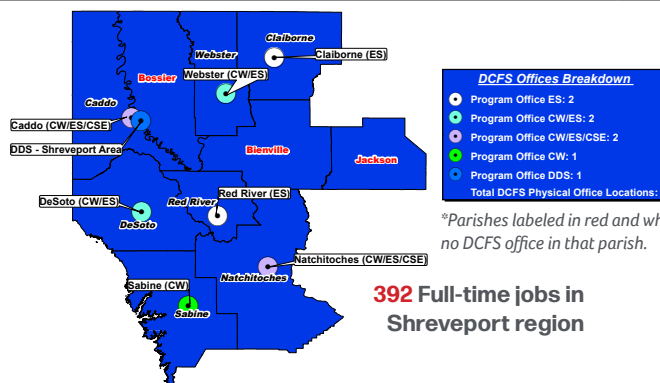
SHREVEPORT REGIONAL DATA



Bienville, Bossier, Caddo, Claiborne, DeSoto, Jackson, Natchitoches, Red River, Sabine and Webster parishes (Bienville and Jackson parishes' Economic Stability data included in Monroe region)

Child Welfare	
Reports of Suspected Abuse/Neglect (FFY Total)	6,071
Child Protection Investigations (FFY Total)	2,597
Families Served in FS (FFY Total)	376
Children Served in FC (FFY Monthly Average)	520
Children Served in FC (FFY Total)	887
Youth Served in EFC (FFY Total)	23
Children Reunited with Family (FFY Total)	322
Children Adopted (FFY Total, as announced)	43
Newly Certified Foster Homes (FFY Total)	79
Substance Exposed Newborn Investigations (FFY Total)	134
Substance Exposed Newborn Victims (FFY Total)	134
Human Trafficking Children and Youth Victims Served (Includes EFC 18-21)	18
Suspected Human Trafficking Children and Youth Victims Served (Includes EFC 18-21)	36
Family Support	
Child Support Enforcement (CSE)	
CSE Cases (FFY Monthly Average)	29,357
CSE Collections (FFY Total)	\$59,012,107
Family Independence Temporary Assistance Program (FITAP)	
FITAP Recipients (FFY Monthly Average)	1,148
FITAP Benefits (FFY Monthly Average)	\$284,289
FITAP Benefits (FFY Total)	\$3,411,471
Kinship Care Subsidy Program (KCSP)	
KCSP Recipients (FFY Monthly Average)	394
KCSP Benefits (FFY Monthly Average)	\$248,285
KCSP Benefits (FFY Total)	\$2,979,420
Supplemental Nutrition Assistance Program (SNAP)	
SNAP Recipients (FFY Monthly Average)	100,525
SNAP Benefits (FFY Monthly Average)	\$18,522,236
SNAP Benefits (FFY Total)	\$222,266,827
SNAP Applications Processed FFY 2024	51,376
Population percentage receiving SNAP in FFY 2024	20.5%
SNAP Economic Impact FFY 2024	\$342,290,913
SUN Bucks Issued in FFY 2024 (Total)	\$8,932,920

Louisiana Department of Children and Family Services Economic Stability, Child Welfare, Child Support Enforcement and DDS Offices Shreveport Region 8



392 Full-time jobs in Shreveport region

MARCH 2025

THIBODAUX REGIONAL DATA



Ascension, Assumption, Lafourche, St. Charles, St. James, St. John and Terrebonne parishes

Child Welfare

Reports of Suspected Abuse/Neglect (FFY Total)	4,191
Child Protection Investigations (FFY Total)	1,798
Families Served in FS (FFY Total)	236
Children Served in FC (FFY Monthly Average)	500
Children Served in FC (FFY Total)	750
Youth Served in EFC (FFY Total)	24
Children Reunited with Family (FFY Total)	208
Children Adopted (FFY Total, as announced)	83
Newly Certified Foster Homes (FFY Total)	74
Substance Exposed Newborn Investigations (FFY Total)	145
Substance Exposed Newborn Victims (FFY Total)	152
Human Trafficking Children and Youth Victims Served (Includes EFC 18-21)	21
Suspected Human Trafficking Children and Youth Victims Served (Includes EFC 18-21)	32

Family Support

Child Support Enforcement (CSE)

CSE Cases (FFY Monthly Average)	18,518
CSE Collections (FFY Total)	\$42,827,244

Family Independence Temporary Assistance Program (FITAP)

FITAP Recipients (FFY Monthly Average)	558
FITAP Benefits (FFY Monthly Average)	\$96,221
FITAP Benefits (FFY Total)	\$1,154,647

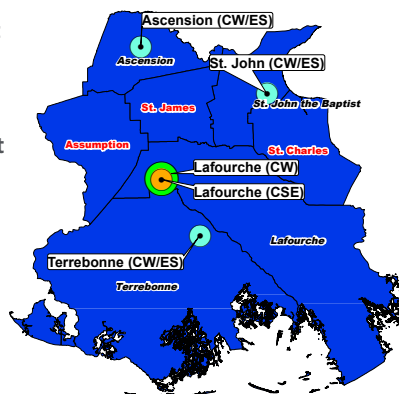
Kinship Care Subsidy Program (KCSP)

KCSP Recipients (FFY Monthly Average)	217
KCSP Benefits (FFY Monthly Average)	\$100,583
KCSP Benefits (FFY Total)	\$1,206,990

Supplemental Nutrition Assistance Program (SNAP)

SNAP Recipients (FFY Monthly Average)	73,096
SNAP Benefits (FFY Monthly Average)	\$13,732,574
SNAP Benefits (FFY Total)	\$164,790,892
SNAP Applications Processed FFY 2024	35,432
Population percentage receiving SNAP in FFY 2024	17.9%
SNAP Economic Impact FFY 2024	\$253,777,974
SUN Bucks Issued in FFY 2024 (Total)	\$7,504,320

Louisiana Department of Children and Family Services Economic Stability, Child Welfare, Child Support Enforcement and DDS Offices
Thibodaux Region 4



Program Office CW/ES: 3
Program Office CW: 1
Program Office CSE: 1
Total DCFS Physical Office Locations: 5

*Parishes labeled in red and white denotes no DCFS office in that parish.

227 Full-time jobs in Thibodaux region

MARCH 2025