

Child Welfare

In 2019, DCFS received **52,862** reports of child abuse or neglect to its statewide, toll-free, 24/7 hotline **1-855-4LA-KIDS (1-855-452-5437)**.

3,494

families served
in their homes
in 2019

7,016

children served
in Foster Care
in 2019

159

youth* served in
Extended Foster
Care in 2019
(ages 18-21)

827

newly certified
foster homes
in 2019

2,187 children
reunified with
families in 2019

893 children
adopted in
FFY 2019

Family Support

Child Support Enforcement

There were **269,862** cases monthly on average, and **\$437.9 million** was collected for FFY 2019.

SNAP Employment & Training

11 partners were reimbursed **\$2.3 million** in federal funds for employment & training services statewide in FFY 2019.

Disability Determination Services

DDS adjudicated claims for **78,808** workers and **8,217** children in Louisiana in FFY 2019.

Kinship Care Subsidy Program

In FFY 2019, an average **3,485** children received **\$771,368** in KCSP benefits monthly.

Supplemental Nutrition Assistance Program

In FFY 2019, an average **816,237** residents received about **\$101.7 million** in SNAP benefits monthly.

Family Independence Temporary Assistance Program

In FFY 2019, an average **7,936** residents received **\$660,237** in FITAP benefits monthly.

Disaster Response & Recovery

In 2019, DCFS trained **1,844** staff for Emergency Support Function 6 (ESF-6) work, responded to **8** emergency events, and logged over **18,870** hours in disaster response. Recovery Support Function 3 (RSF-3) developed the LA Health & Human Services Recovery Plan.

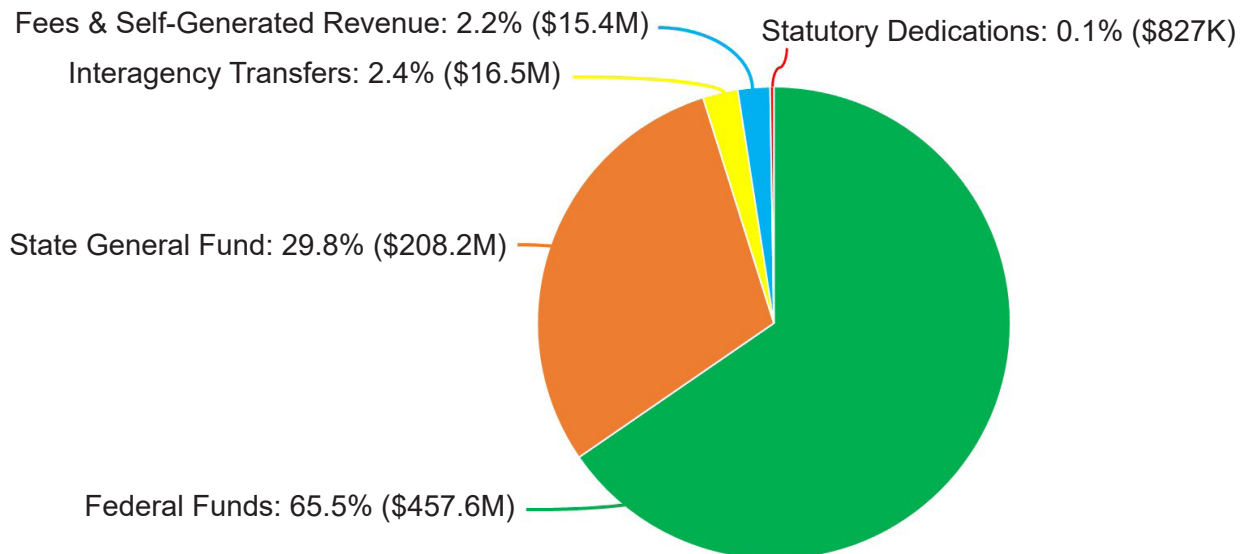
DCFS Economic Impact

DCFS employs about **3,500** full-time staff around the state. In FFY 2019, **4,310** retailers accepted SNAP benefits which put more than **\$2.18 billion** into Louisiana's economy.

Statewide Data

Child Welfare	
Total Reports of Abuse & Neglect in CY 2019	52,862
Total Child Protection Investigations in CY 2019	20,015
Total Families Served in their homes in CY 2019	3,494
Children Served in Foster Care each month, on average, in CY 2019	4,291
Total Children Served in Foster Care in CY 2019	7,016
Total Youth, ages 18-21, Served in Extended Foster Care in CY 2019	159
Total Foster Children Reunified with Family in CY 2019	2,187
Total Foster Children Adopted in FFY 2019	893
Total Newly Certified Foster Homes in CY 2019	827
Family Support	
Child Support Enforcement (CSE)	
CSE Total Cases - FFY 2019 Monthly Average	269,862
CSE Collections - FFY 2019	\$437,995,084
Family Independence Temporary Assistance Program (FITAP)	
Number of FITAP Recipients each month, on average, in FFY 2019	7,936
FITAP Benefits Issued each month, on average, in FFY 2019	\$660,237
Kinship Care Subsidy Program (KCSP)	
Number of KCSP Recipients (Children) each month, on average, in FFY 2019	3,485
KCSP Benefits Issued each month, on average, in FFY 2019	\$771,368
Supplemental Nutrition Assistance Program (SNAP)	
Number of SNAP Recipients each month, on average, in FFY 2019	816,237
SNAP Benefits Issued FFY 2019	\$1,220,377,999
SNAP Applications Processed FFY 2019	407,999
Population percentage receiving SNAP in FFY 2019	18.3%
SNAP Economic Impact FFY 2019	\$2,184,476,618
Number of SNAP Retailers as of January 1, 2020	4,310
Disability Determination Services (DDS)	
Disability Claims Adjudicated for Workers in FFY 2019	78,808
Disability Claims Adjudicated for Children in FFY 2019	8,217
Calendar Year (CY) Jan. 1 - Dec. 31 Federal Fiscal Year (FFY) Oct. 1 - Sept. 30 State Fiscal Year (SFY) July 1 - June 30	

SFY 2019-20 Existing Operating Budget

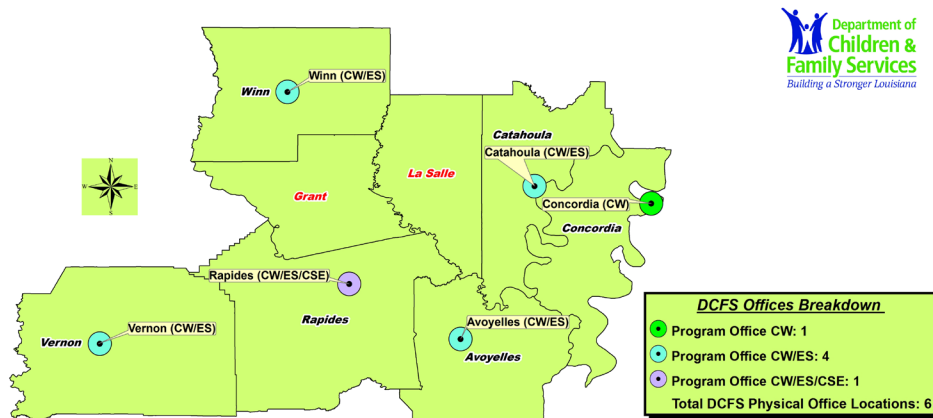


(2/12/2020)

Alexandria Regional Data

Avoyelles, Catahoula, Concordia, Grant, LaSalle, Rapides, Vernon and Winn Parishes

Child Welfare	
Total Reports of Abuse & Neglect in CY 2019	4,057
Total Child Protection Investigations in CY 2019	1,649
Total Families Served in their homes in CY 2019	383
Children Served in Foster Care each month, on average, in CY 2019	409
Total Children Served in Foster Care in CY 2019	655
Total Youth, ages 18-21, Served in Extended Foster Care in CY 2019	18
Total Foster Children Reunified with Family in CY 2019	203
Total Foster Children Adopted in CY 2019	74
Total Newly Certified Foster Homes in CY 2019	117
Family Support	
Child Support Enforcement (CSE)	
CSE Total Cases - FFY 2019 Monthly Average	16,816
CSE Collections - FFY 2019	\$30,524,428
Family Independence Temporary Assistance Program (FITAP)	
Number of FITAP Recipients in December 2019	558
FITAP Benefits Issued in December 2019	\$45,603
Kinship Care Subsidy Program (KCSP)	
Number of KCSP Recipients (Children) in December 2019	304
KCSP Benefits Issued in December 2019	\$67,406
Supplemental Nutrition Assistance Program (SNAP)	
Number of SNAP Recipients in December 2019	56,943
SNAP Benefits Issued FFY 2019	\$85,442,949
SNAP Benefits Issued in December 2019	\$6,984,470
Population percentage receiving SNAP in December 2019	19.6%
SNAP Economic Impact FFY 2019	\$152,942,880
Number of SNAP Retailers as of January 1, 2020	306



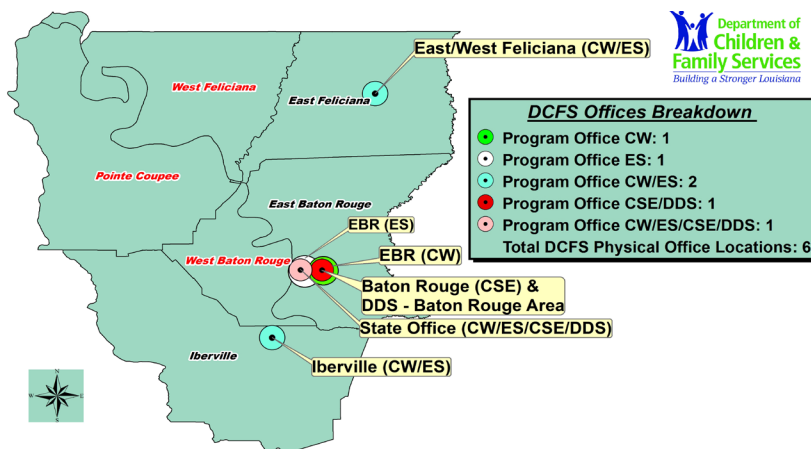
* Parishes labeled in red and white denotes no DCFS Office(s) in that Parish.

235 Full-Time jobs in Alexandria Region

Baton Rouge Regional Data

E. Baton Rouge, E. Feliciana, Iberville, Pointe Coupee, W. Baton Rouge and W. Feliciana Parishes

Child Welfare	
Total Reports of Abuse & Neglect in CY 2019	5,621
Total Child Protection Investigations in CY 2019	2,177
Total Families Served in their homes in CY 2019	292
Children Served in Foster Care each month, on average, in CY 2019	269
Total Children Served in Foster Care in CY 2019	460
Total Youth, ages 18-21, Served in Extended Foster Care in CY 2019	6
Total Foster Children Reunified with Family in CY 2019	177
Total Foster Children Adopted in CY 2019	37
Total Newly Certified Foster Homes in CY 2019	48
Family Support	
Child Support Enforcement (CSE)	
CSE Total Cases - FFY 2019 Monthly Average	23,560
CSE Collections - FFY 2019	\$42,690,318
Family Independence Temporary Assistance Program (FITAP)	
Number of FITAP Recipients in December 2019	1,127
FITAP Benefits Issued in December 2019	\$89,465
Kinship Care Subsidy Program (KCSP)	
Number of KCSP Recipients (Children) in December 2019	327
KCSP Benefits Issued in December 2019	\$71,770
Supplemental Nutrition Assistance Program (SNAP)	
Number of SNAP Recipients in December 2019	95,064
SNAP Benefits Issued FFY 2019	\$147,944,264
SNAP Benefits Issued in December 2019	\$12,304,313
Population percentage receiving SNAP in December 2019	17.7%
SNAP Economic Impact FFY 2019	\$264,820,233
Number of SNAP Retailers as of January 1, 2020	557



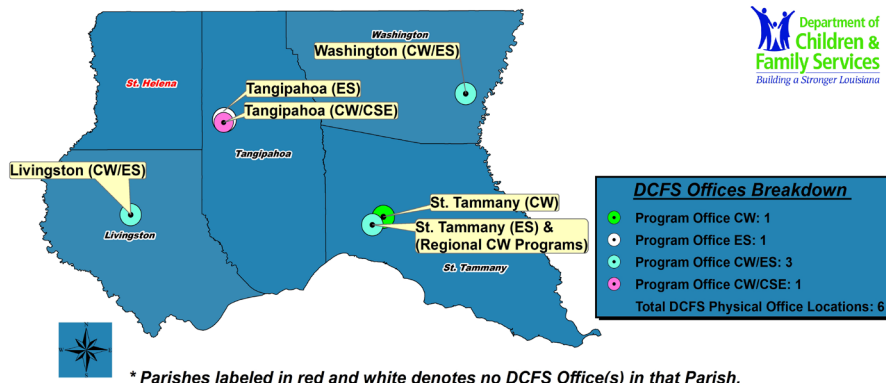
* Parishes labeled in red and white denotes no DCFS Office(s) in that Parish.

1,033 Full-Time jobs in Baton Rouge Region

Covington Regional Data

Livingston, St. Helena, St. Tammany, Tangipahoa, and Washington Parishes

Child Welfare	
Total Reports of Abuse & Neglect in CY 2019	7,388
Total Child Protection Investigations in CY 2019	2,778
Total Families Served in their homes in CY 2019	617
Children Served in Foster Care each month, on average, in CY 2019	878
Total Children Served in Foster Care in CY 2019	1,410
Total Youth, ages 18-21, Served in Extended Foster Care in CY 2019	29
Total Foster Children Reunified with Family in CY 2019	409
Total Foster Children Adopted in CY 2019	204
Total Newly Certified Foster Homes in CY 2019	169
Family Support	
Child Support Enforcement (CSE)	
CSE Total Cases - FFY 2019 Monthly Average	20,863
CSE Collections - FFY 2019	\$40,677,059
Family Independence Temporary Assistance Program (FITAP)	
Number of FITAP Recipients in December 2019	681
FITAP Benefits Issued in December 2019	\$56,679
Kinship Care Subsidy Program (KCSP)	
Number of KCSP Recipients (Children) in December 2019	430
KCSP Benefits Issued in December 2019	\$95,244
Supplemental Nutrition Assistance Program (SNAP)	
Number of SNAP Recipients in December 2019	80,712
SNAP Benefits Issued FFY 2019	\$121,399,597
SNAP Benefits Issued in December 2019	\$10,174,011
Population percentage receiving SNAP in December 2019	14.8%
SNAP Economic Impact FFY 2019	\$217,305,279
Number of SNAP Retailers as of January 1, 2020	505

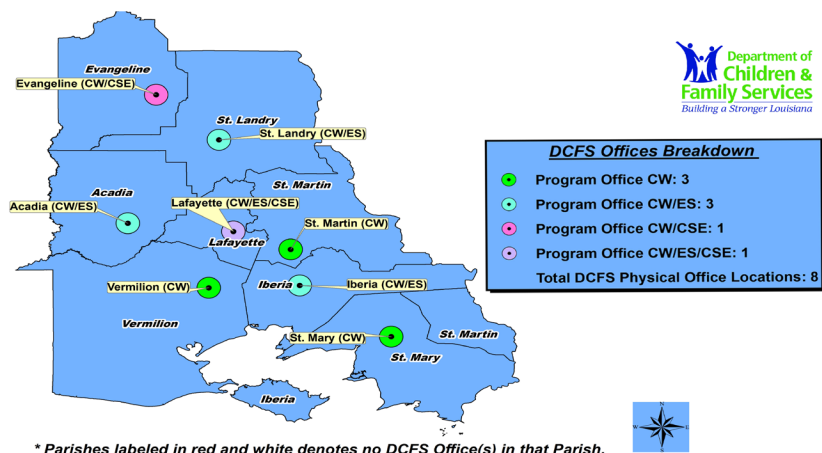


338 Full-Time jobs in Covington Region

Lafayette Regional Data

Acadia, Evangeline, Iberia, Lafayette, St. Landry, St. Martin, St. Mary and Vermilion Parishes

Child Welfare	
Total Reports of Abuse & Neglect in CY 2019	6,657
Total Child Protection Investigations in CY 2019	2,573
Total Families Served in their homes in CY 2019	591
Children Served in Foster Care each month, on average, in CY 2019	517
Total Children Served in Foster Care in CY 2019	903
Total Youth, ages 18-21, Served in Extended Foster Care in CY 2019	22
Total Foster Children Reunified with Family in CY 2019	343
Total Foster Children Adopted in CY 2019	106
Total Newly Certified Foster Homes in CY 2019	111
Family Support	
Child Support Enforcement (CSE)	
CSE Total Cases - FFY 2019 Monthly Average	38,062
CSE Collections - FFY 2019	\$68,824,478
Family Independence Temporary Assistance Program (FITAP)	
Number of FITAP Recipients in December 2019	1,229
FITAP Benefits Issued in December 2019	\$101,441
Kinship Care Subsidy Program (KCSP)	
Number of KCSP Recipients (Children) in December 2019	533
KCSP Benefits Issued in December 2019	\$117,660
Supplemental Nutrition Assistance Program (SNAP)	
Number of SNAP Recipients in December 2019	125,306
SNAP Benefits Issued FFY 2019	\$192,320,868
SNAP Benefits Issued in December 2019	\$15,629,643
Population percentage receiving SNAP in December 2019	19.8%
SNAP Economic Impact FFY 2019	\$344,254,354
Number of SNAP Retailers as of January 1, 2020	696

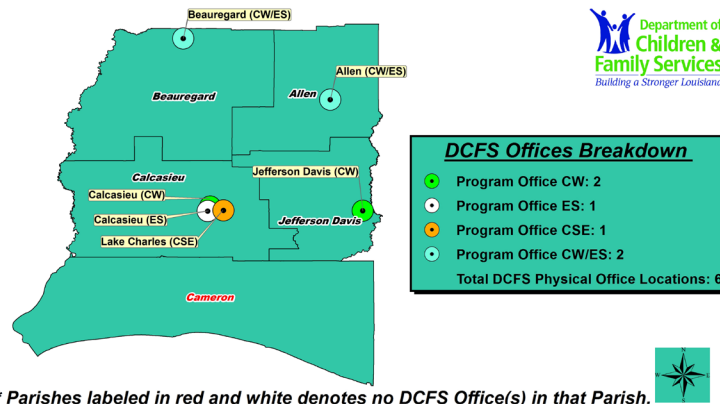


390 Full-Time jobs in Lafayette Region

Lake Charles Regional Data

Allen, Beauregard, Calcasieu, Cameron, and Jefferson Davis Parishes

Child Welfare	
Total Reports of Abuse & Neglect in CY 2019	3,851
Total Child Protection Investigations in CY 2019	1,512
Total Families Served in their homes in CY 2019	212
Children Served in Foster Care each month, on average, in CY 2019	396
Total Children Served in Foster Care in CY 2019	564
Total Youth, ages 18-21, Served in Extended Foster Care in CY 2019	9
Total Foster Children Reunified with Family in CY 2019	135
Total Foster Children Adopted in CY 2019	65
Total Newly Certified Foster Homes in CY 2019	53
Family Support	
Child Support Enforcement (CSE)	
CSE Total Cases - FFY 2019 Monthly Average	12,210
CSE Collections - FFY 2019	\$24,139,242
Family Independence Temporary Assistance Program (FITAP)	
Number of FITAP Recipients in December 2019	229
FITAP Benefits Issued in December 2019	\$18,446
Kinship Care Subsidy Program (KCSP)	
Number of KCSP Recipients (Children) in December 2019	223
KCSP Benefits Issued in December 2019	\$49,506
Supplemental Nutrition Assistance Program (SNAP)	
Number of SNAP Recipients in December 2019	44,477
SNAP Benefits Issued FFY 2019	\$66,874,334
SNAP Benefits Issued in December 2019	\$5,575,037
Population percentage receiving SNAP in December 2019	15.6%
SNAP Economic Impact FFY 2019	\$119,705,057
Number of SNAP Retailers as of January 1, 2020	296

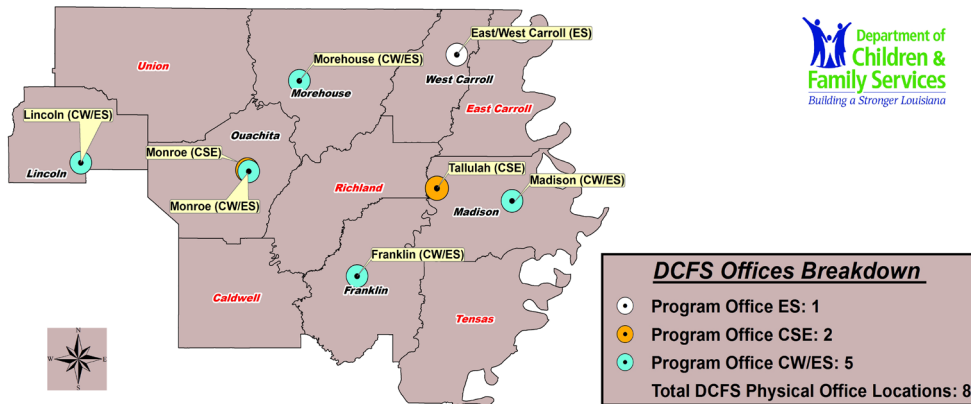


186 Full-Time jobs in Lake Charles Region

Monroe Regional Data

Caldwell, East Carroll, Franklin, Lincoln, Madison, Morehouse, Ouachita, Richland, Tensas, Union and West Carroll Parishes
(Jackson and Bienville Parishes' Economic Stability data also counted within this Region)

Child Welfare	
Total Reports of Abuse & Neglect in CY 2019	3,950
Total Child Protection Investigations in CY 2019	1,621
Total Families Served in their homes in CY 2019	442
Children Served in Foster Care each month, on average, in CY 2019	473
Total Children Served in Foster Care in CY 2019	697
Total Youth, ages 18-21, Served in Extended Foster Care in CY 2019	18
Total Foster Children Reunified with Family in CY 2019	93
Total Foster Children Adopted in CY 2019	119
Total Newly Certified Foster Homes in CY 2019	76
Family Support	
Child Support Enforcement (CSE)	
CSE Total Cases - FFY 2019 Monthly Average	22,695
CSE Collections - FFY 2019	\$35,491,009
Family Independence Temporary Assistance Program (FITAP)	
Number of FITAP Recipients in December 2019	1,023
FITAP Benefits Issued in December 2019	\$81,536
Kinship Care Subsidy Program (KCSP)	
Number of KCSP Recipients (Children) in December 2019	345
KCSP Benefits Issued in December 2019	\$68,645
Supplemental Nutrition Assistance Program (SNAP)	
Number of SNAP Recipients in December 2019	78,904
SNAP Benefits Issued FFY 2019	\$118,890,587
SNAP Benefits Issued in December 2019	\$9,874,838
Population percentage receiving SNAP in December 2019	22.6%
SNAP Economic Impact FFY 2019	\$212,814,150
Number of SNAP Retailers as of January 1, 2020	356



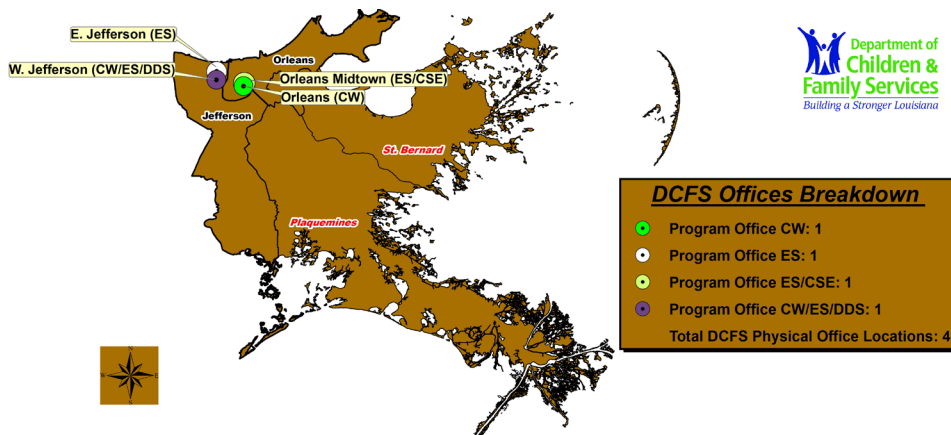
* Parishes labeled in red and white denotes no DCFS Office(s) in that Parish.

297 Full-Time jobs in Monroe Region

Orleans Regional Data

Jefferson, Orleans, Plaquemines and St. Bernard Parishes

Child Welfare	
Total Reports of Abuse & Neglect in CY 2019	11,132
Total Child Protection Investigations in CY 2019	3,744
Total Families Served in their homes in CY 2019	371
Children Served in Foster Care each month, on average, in CY 2019	265
Total Children Served in Foster Care in CY 2019	513
Total Youth, ages 18-21, Served in Extended Foster Care in CY 2019	19
Total Foster Children Reunified with Family in CY 2019	236
Total Foster Children Adopted in CY 2019	39
Total Newly Certified Foster Homes in CY 2019	57
Family Support	
Child Support Enforcement (CSE)	
CSE Total Cases - FFY 2019 Monthly Average	42,085
CSE Collections - FFY 2019	\$69,634,440
Family Independence Temporary Assistance Program (FITAP)	
Number of FITAP Recipients in December 2019	1,182
FITAP Benefits Issued in December 2019	\$100,395
Kinship Care Subsidy Program (KCSP)	
Number of KCSP Recipients (Children) in December 2019	473
KCSP Benefits Issued in December 2019	\$104,127
Supplemental Nutrition Assistance Program (SNAP)	
Number of SNAP Recipients in December 2019	148,789
SNAP Benefits Issued FFY 2019	\$215,660,338
SNAP Benefits Issued in December 2019	\$19,084,073
Population percentage receiving SNAP in December 2019	17.4%
SNAP Economic Impact FFY 2019	\$386,032,005
Number of SNAP Retailers as of January 1, 2020	754



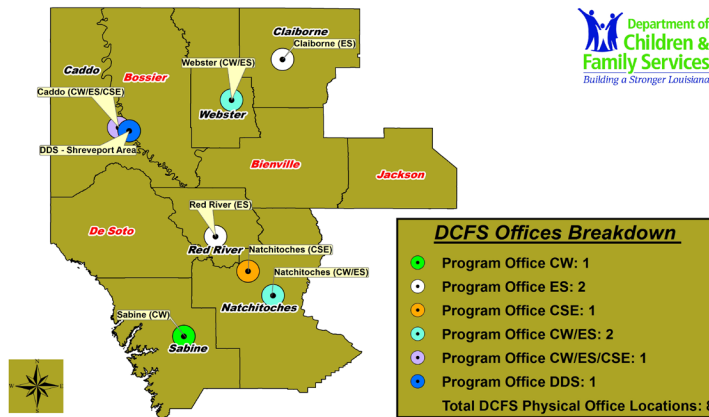
* Parishes labeled in red and white denotes no DCFS Office(s) in that Parish.

421 Full-Time jobs in Orleans Region

Shreveport Regional Data

Bienville, Bossier, Caddo, Claiborne, DeSoto, Jackson, Natchitoches, Red River, Sabine, and Webster Parishes
(Bienville and Jackson Parishes' Economic Stability data included in Monroe Region)

Child Welfare	
Total Reports of Abuse & Neglect in CY 2019	6,106
Total Child Protection Investigations in CY 2019	2,338
Total Families Served in their homes in CY 2019	401
Children Served in Foster Care each month, on average, in CY 2019	497
Total Children Served in Foster Care in CY 2019	918
Total Youth, ages 18-21, Served in Extended Foster Care in CY 2019	15
Total Foster Children Reunified with Family in CY 2019	383
Total Foster Children Adopted in CY 2019	82
Total Newly Certified Foster Homes in CY 2019	91
Family Support	
Child Support Enforcement (CSE)	
CSE Total Cases - FFY 2019 Monthly Average	37,406
CSE Collections - FFY 2019	\$65,863,847
Family Independence Temporary Assistance Program (FITAP)	
Number of FITAP Recipients in December 2019	960
FITAP Benefits Issued in December 2019	\$79,735
Kinship Care Subsidy Program (KCSP)	
Number of KCSP Recipients (Children) in December 2019	447
KCSP Benefits Issued in December 2019	\$99,174
Supplemental Nutrition Assistance Program (SNAP)	
Number of SNAP Recipients in December 2019	97,019
SNAP Benefits Issued FFY 2019	\$145,728,365
SNAP Benefits Issued in December 2019	\$12,044,718
Population percentage receiving SNAP in December 2019	18.6%
SNAP Economic Impact FFY 2019	\$260,853,773
Number of SNAP Retailers as of January 1, 2020	442



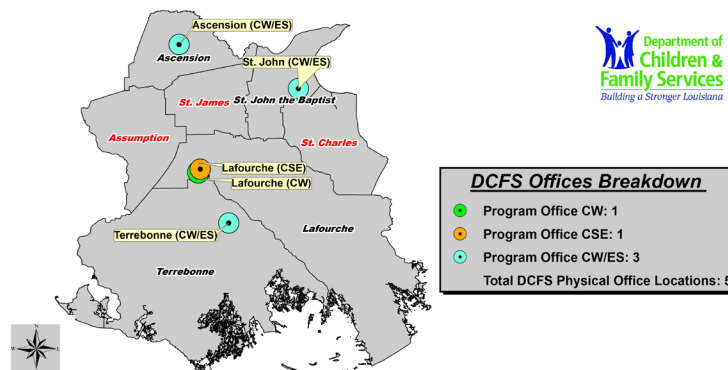
* Parishes labeled in red and white denotes no DCFS Office(s) in that Parish.

418 Full-Time jobs in Shreveport Region

Thibodaux Regional Data

Ascension, Assumption, Lafourche, St. Charles, St. James, St. John and Terrebonne Parishes

Child Welfare	
Total Reports of Abuse & Neglect in CY 2019	4,100
Total Child Protection Investigations in CY 2019	1,623
Total Families Served in their homes in CY 2019	184
Children Served in Foster Care each month, on average, in CY 2019	578
Total Children Served in Foster Care in CY 2019	878
Total Youth, ages 18-21, Served in Extended Foster Care in CY 2019	12
Total Foster Children Reunified with Family in CY 2019	193
Total Foster Children Adopted in CY 2019	147
Total Newly Certified Foster Homes in CY 2019	90
Family Support	
Child Support Enforcement (CSE)	
CSE Total Cases - FFY 2019 Monthly Average	22,245
CSE Collections - FFY 2019	\$47,413,551
Family Independence Temporary Assistance Program (FITAP)	
Number of FITAP Recipients in December 2019	547
FITAP Benefits Issued in December 2019	\$44,735
Kinship Care Subsidy Program (KCSP)	
Number of KCSP Recipients (Children) in December 2019	206
KCSP Benefits Issued in December 2019	\$45,709
Supplemental Nutrition Assistance Program (SNAP)	
Number of SNAP Recipients in December 2019	70,326
SNAP Benefits Issued FFY 2019	\$108,653,327
SNAP Benefits Issued in December 2019	\$8,924,085
Population percentage receiving SNAP in December 2019	15.4%
SNAP Economic Impact FFY 2019	\$194,489,455
Number of SNAP Retailers as of January 1, 2020	398



* Parishes labeled in red and white denotes no DCFS Office(s) in that Parish.

225 Full-Time jobs in Thibodaux Region