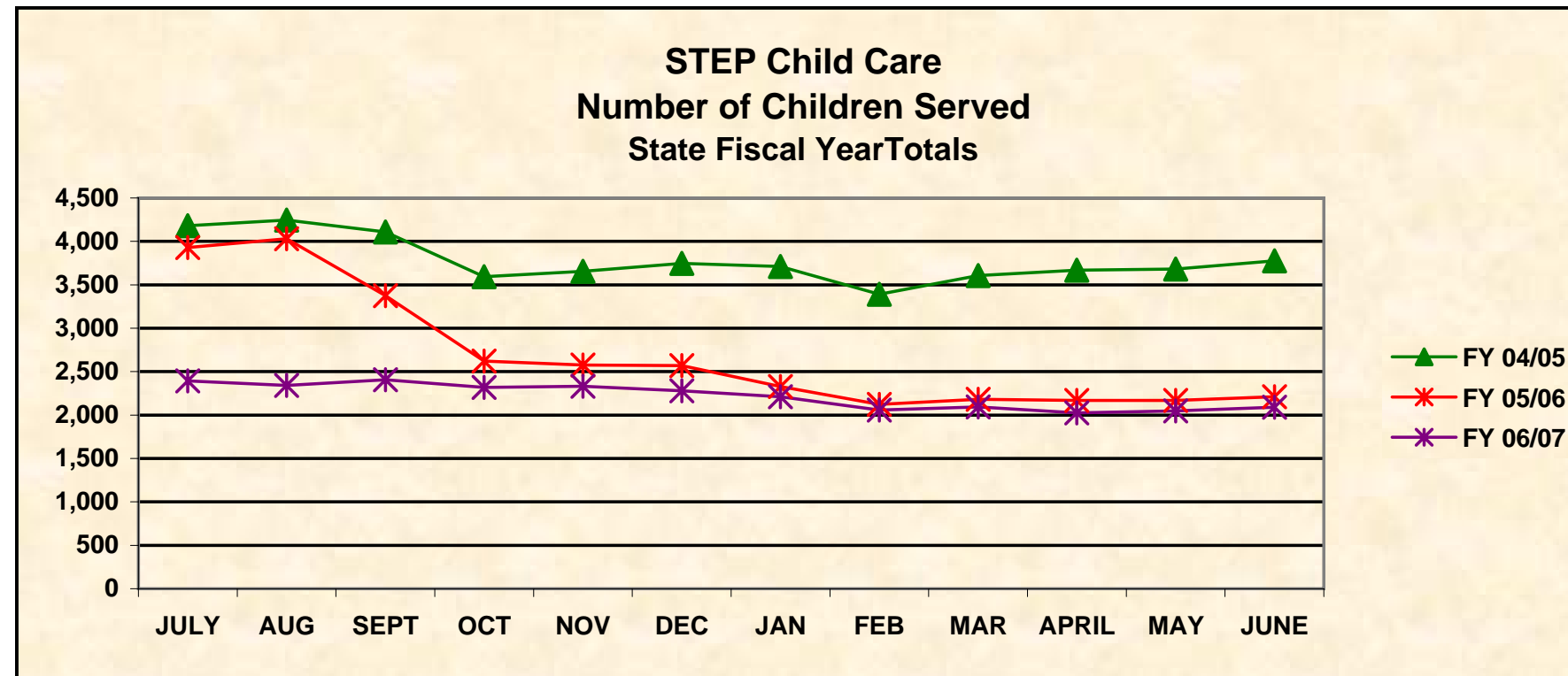


# CHILD CARE ASSISTANCE PROGRAM

## State Fiscal Year Totals

### STEP - Number of Children Served

MONTH	FY 02/03	FY 03/04	FY 04/05	FY 05/06	FY 06/07
JULY	5,044	4,399	4,180	3,929	2,395
AUG	4,810	4,440	4,245	4,031	2,340
SEPT	4,703	4,653	4,108	3,375	2,405
OCT	4,320	4,491	3,594	2,623	2,320
NOV	4,396	4,641	3,657	2,577	2,333
DEC	4,492	4,875	3,746	2,568	2,278
JAN	4,226	4,538	3,710	2,327	2,211
FEB	4,221	4,316	3,392	2,123	2,057
MAR	4,173	4,353	3,605	2,180	2,095
APRIL	4,345	4,366	3,667	2,170	2,026
MAY	4,414	3,980	3,682	2,170	2,048
JUNE	4,266	3,870	3,775	2,211	2,091
<b>Average</b>	<b>4,451</b>	<b>4,410</b>	<b>3,780</b>	<b>2,690</b>	<b>2,217</b>
<b>Total</b>	<b>53,410</b>	<b>52,922</b>	<b>45,361</b>	<b>32,284</b>	<b>26,599</b>

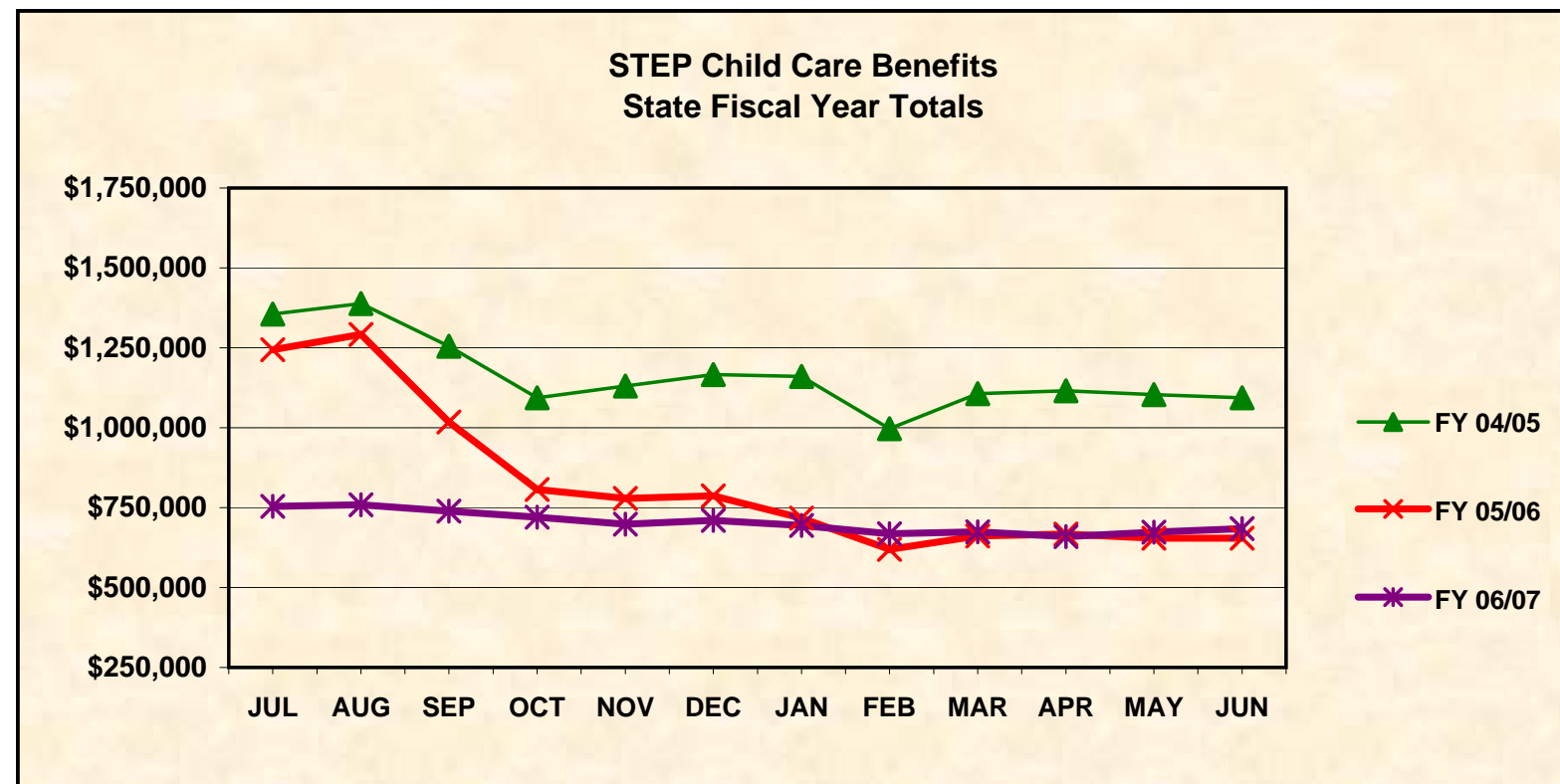


# CHILD CARE ASSISTANCE PROGRAM

## State Fiscal Year Totals

### STEP Child Care - Benefits

MONTH	FY 02/03	FY 03/04	FY 04/05	FY 05/06	FY 06/07
JUL	\$1,458,281	\$1,272,990	\$1,355,417	\$1,243,563	\$754,405
AUG	\$1,428,487	\$1,315,350	\$1,388,056	\$1,292,316	\$759,357
SEP	\$1,333,886	\$1,294,386	\$1,255,140	\$1,017,499	\$739,304
OCT	\$1,180,248	\$1,211,843	\$1,093,756	\$806,956	\$720,588
NOV	\$1,217,538	\$1,234,735	\$1,130,027	\$778,389	\$697,849
DEC	\$1,243,779	\$1,348,590	\$1,166,205	\$786,501	\$710,020
JAN	\$1,192,675	\$1,283,295	\$1,160,572	\$717,062	\$693,897
FEB	\$1,138,087	\$1,159,536	\$997,324	\$619,081	\$668,466
MAR	\$1,135,788	\$1,205,583	\$1,106,626	\$661,638	\$673,944
APR	\$1,188,883	\$1,212,219	\$1,115,324	\$667,640	\$659,599
MAY	\$1,220,053	\$1,091,602	\$1,103,286	\$653,996	\$673,280
JUN	\$1,159,757	\$1,118,990	\$1,093,409	\$654,483	\$683,776
<b>Average</b>	<b>\$1,241,455</b>	<b>\$1,229,093</b>	<b>\$1,163,762</b>	<b>\$824,927</b>	<b>\$702,874</b>
<b>Total</b>	<b>\$14,897,462</b>	<b>\$14,749,117</b>	<b>\$13,965,142</b>	<b>\$9,899,125</b>	<b>\$8,434,485</b>

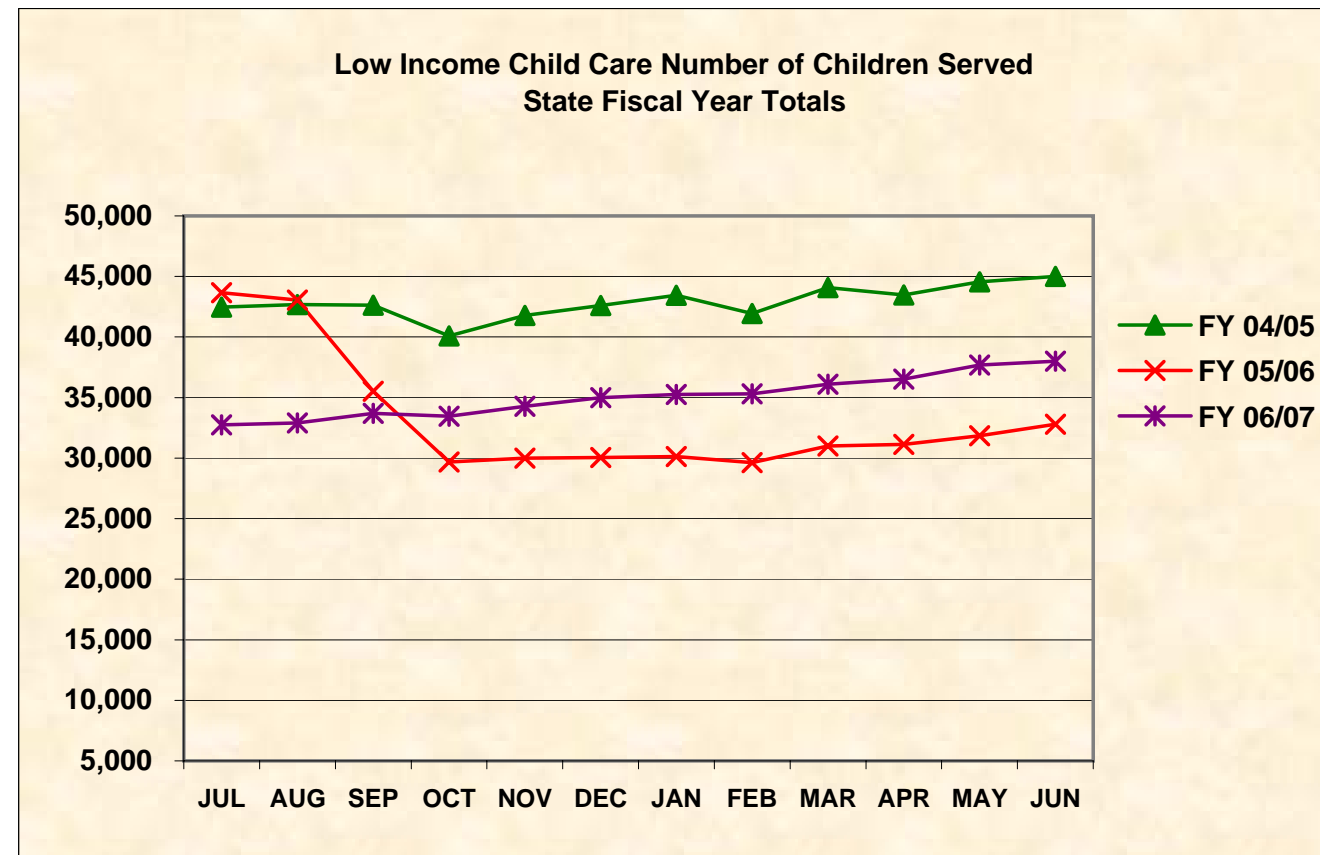


# CHILD CARE ASSISTANCE PROGRAM

## State Fiscal Year Totals

### Low Income - Number of Children Served

MONTH	FY 02/03	FY 03/04	FY 04/05	FY 05/06	FY 06/07
JUL	39,622	44,328	42,481	43,660	32,757
AUG	40,611	42,698	42,678	43,038	32,898
SEP	41,703	42,999	42,635	35,517	33,706
OCT	39,968	41,167	40,098	29,685	33,450
NOV	41,783	40,806	41,780	29,995	34,290
DEC	44,364	41,759	42,599	30,060	34,978
JAN	44,781	41,981	43,441	30,136	35,256
FEB	46,226	41,234	41,949	29,619	35,319
MAR	48,152	42,348	44,094	31,009	36,102
APR	48,506	42,238	43,477	31,139	36,535
MAY	47,593	42,394	44,554	31,844	37,698
JUN	46,792	42,508	45,018	32,810	37,999
<b>Average</b>	<b>44,175</b>	<b>42,205</b>	<b>42,900</b>	<b>33,209</b>	<b>35,082</b>
<b>Total</b>	<b>530,101</b>	<b>506,460</b>	<b>514,804</b>	<b>398,512</b>	<b>420,988</b>

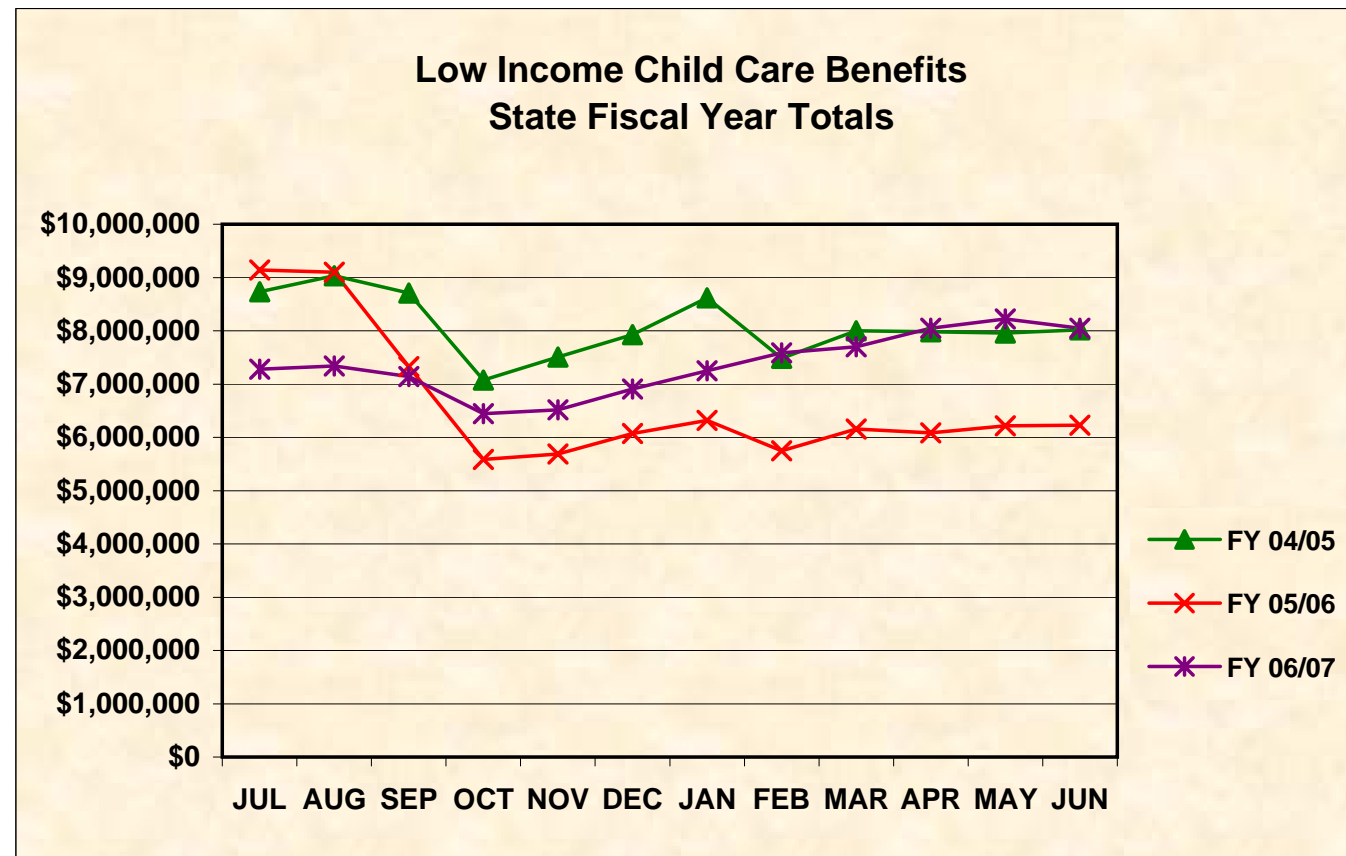


# CHILD CARE ASSISTANCE PROGRAM

## State Fiscal Yearly Totals

### Low Income - Benefits

MONTH	FY 02/03	FY 03/04	FY 04/05	FY 05/06	FY 06/07
JUL	\$10,641,160	\$7,647,929	\$8,732,800	\$9,141,627	\$7,280,621
AUG	\$11,190,034	\$7,416,979	\$9,032,242	\$9,096,273	\$7,340,020
SEP	\$11,054,534	\$7,167,281	\$8,707,362	\$7,326,283	\$7,142,817
OCT	\$9,270,002	\$5,893,919	\$7,076,191	\$5,582,876	\$6,444,542
NOV	\$9,762,300	\$5,888,053	\$7,504,894	\$5,686,365	\$6,514,803
DEC	\$10,977,263	\$6,301,907	\$7,928,877	\$6,072,199	\$6,908,067
JAN	\$11,289,694	\$6,539,950	\$8,620,020	\$6,320,814	\$7,251,222
FEB	\$10,994,072	\$6,097,208	\$7,483,895	\$5,749,971	\$7,585,549
MAR	\$11,628,137	\$6,199,438	\$8,001,375	\$6,155,068	\$7,702,464
APR	\$11,817,342	\$6,320,261	\$7,983,866	\$6,082,610	\$8,047,531
MAY	\$7,187,163	\$6,331,851	\$7,955,237	\$6,213,907	\$8,222,289
JUN	\$6,809,189	\$7,271,434	\$8,016,619	\$6,229,107	\$8,048,260
<b>Average</b>	<b>\$10,218,407</b>	<b>\$6,589,684</b>	<b>\$8,086,948</b>	<b>\$6,638,092</b>	<b>\$7,374,015</b>
<b>Total</b>	<b>\$122,620,890</b>	<b>\$79,076,211</b>	<b>\$97,043,378</b>	<b>\$79,657,099</b>	<b>\$88,488,186</b>

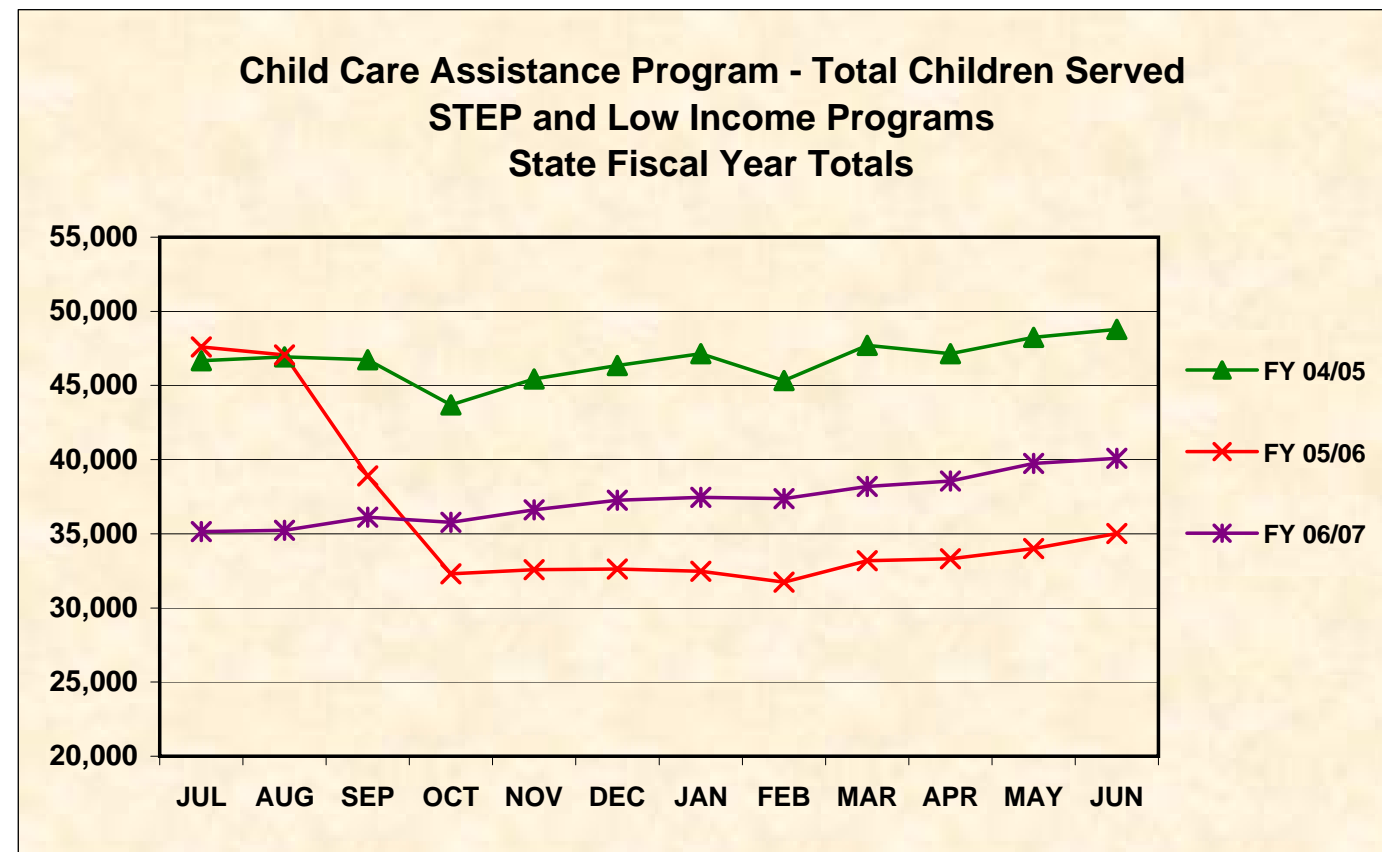


# CHILD CARE ASSISTANCE PROGRAM

## State Fiscal Yearly Totals

### Total (STEP + Low Income) Number of Children

MONTH	FY 02/03	FY 03/04	FY 04/05	FY 05/06	FY 06/07
JUL	44,666	48,727	46,661	47,589	35,152
AUG	45,421	47,138	46,923	47,069	35,238
SEP	46,406	47,652	46,743	38,892	36,111
OCT	44,288	45,658	43,692	32,308	35,770
NOV	46,179	45,447	45,437	32,572	36,623
DEC	48,856	46,634	46,345	32,628	37,256
JAN	49,007	46,519	47,151	32,463	37,467
FEB	50,447	45,550	45,341	31,742	37,376
MAR	52,325	46,701	47,699	33,189	38,197
APR	52,851	46,604	47,144	33,309	38,561
MAY	52,007	46,374	48,236	34,014	39,746
JUN	51,058	46,378	48,793	35,021	40,090
<b>Average</b>	<b>48,626</b>	<b>46,615</b>	<b>46,680</b>	<b>35,900</b>	<b>37,299</b>
<b>Total</b>	<b>583,511</b>	<b>559,382</b>	<b>560,165</b>	<b>430,796</b>	<b>447,587</b>



# CHILD CARE ASSISTANCE PROGRAM

## State Fiscal Yearly Totals

### Total (STEP + Low Income) Benefits

MONTH	FY 02/03	FY 03/04	FY 04/05	FY 05/06	FY 06/07
JUL	\$12,099,441	\$8,920,919	\$10,088,217	\$10,385,190	\$8,035,025
AUG	\$12,618,522	\$8,732,329	\$10,420,298	\$10,388,589	\$8,099,376
SEP	\$12,388,420	\$8,461,667	\$9,962,502	\$8,343,782	\$7,882,121
OCT	\$10,450,250	\$7,105,762	\$8,169,947	\$6,389,833	\$7,165,130
NOV	\$10,979,838	\$7,122,788	\$8,634,921	\$6,464,754	\$7,212,653
DEC	\$12,221,042	\$7,650,497	\$9,095,082	\$6,858,700	\$7,618,087
JAN	\$12,482,370	\$7,823,245	\$9,780,592	\$7,037,876	\$7,945,119
FEB	\$12,132,159	\$7,256,744	\$8,481,219	\$6,369,051	\$8,254,015
MAR	\$12,763,925	\$7,405,021	\$9,108,001	\$6,816,706	\$8,376,409
APR	\$13,006,225	\$7,532,480	\$9,099,189	\$6,750,250	\$8,707,130
MAY	\$8,407,215	\$7,423,453	\$9,058,523	\$6,867,903	\$8,895,569
JUN	\$7,968,946	\$8,390,424	\$9,110,028	\$6,883,591	\$8,732,036
<b>Average</b>	<b>\$11,459,863</b>	<b>\$7,818,777</b>	<b>\$9,250,710</b>	<b>\$7,463,019</b>	<b>\$8,076,889</b>
<b>Total</b>	<b>\$137,518,351</b>	<b>\$93,825,328</b>	<b>\$111,008,520</b>	<b>\$89,556,223</b>	<b>\$96,922,671</b>

